



**P&I Malaysia - eMarine System**

# [MANUAL PENGGUNA]

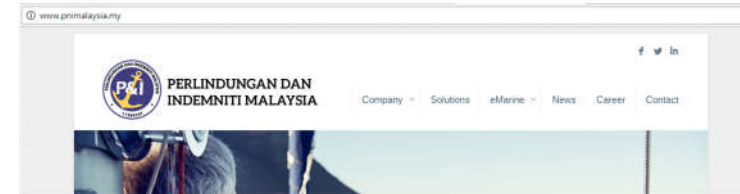
@2017

## Table of Contents

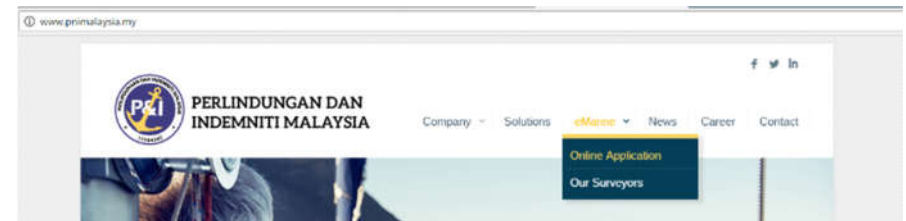
AKSES KE LAMAN WEB SISTEM EMARINE.....	1
PENDAFTARAN AKAUN UNTUK LOG MASUK KE SISTEM .....	2
LOG MASUK KE SISTEM.....	2
CARA MEMOHON INSURANS.....	3
LANGKAH 1: PERMOHONAN.....	3
LANGKAH 2: BUTIRAN PEMOHON .....	4
LANGKAH 3: BUTIRAN KAPAL.....	4
LANGKAH 4: JENIS.....	5
LANGKAH 5: BUTIRAN KERUGIAN/KEHILANGAN.....	5
LANGKAH 6: JAMINAN .....	5
LANGKAH 7: SEBUTHARGA .....	5
LANGKAH 8: PEMBAYARAN .....	6
LOG SEJARAH PERMOHONAN.....	7

## AKSES KE LAMAN WEB SISTEM EMARINE

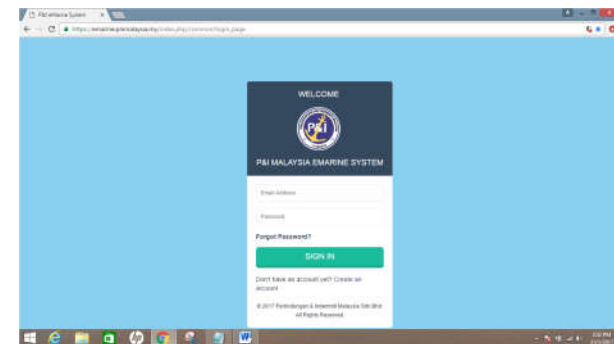
1. Akses ke URL PNI Malaysia di [www.pnimalaysia.my](http://www.pnimalaysia.my)



2. Pilih Menu eMarine.
3. Pilih Online Application.

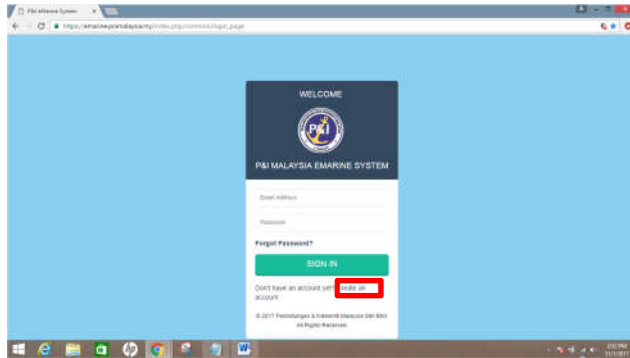


4. Paparan adalah seperti dibawah.

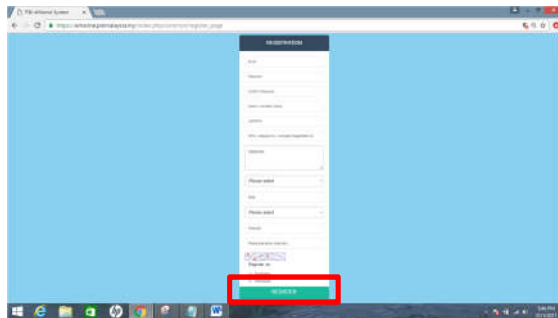


## PENDAFTARAN AKAUN UNTUK LOG MASUK KE SISTEM

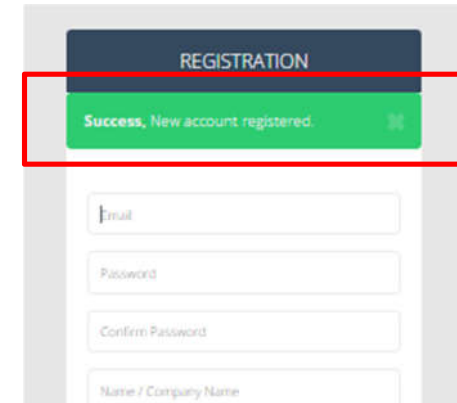
1. Pilih **Create an account**.



2. Isi **Borang Pendaftaran**.
3. Kemudian klik butang **Register**.

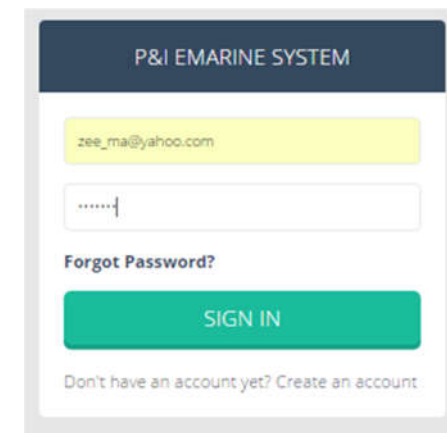


4. Skrin *pop-up* menunjukkan transaksi berjaya.

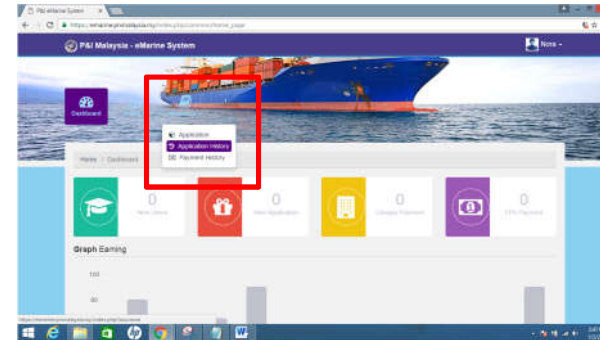
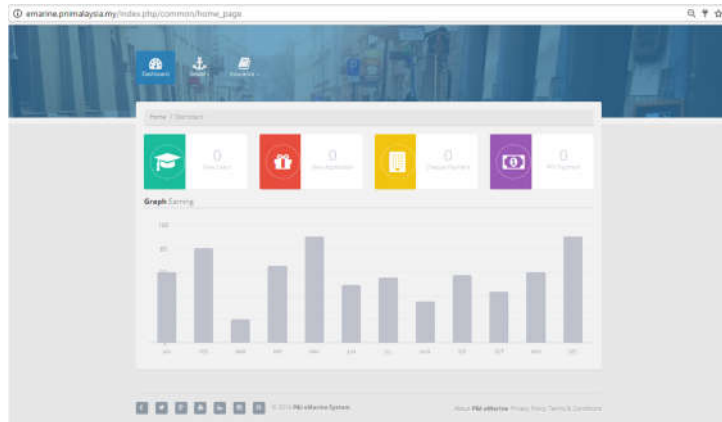


## LOG MASUK KE SISTEM

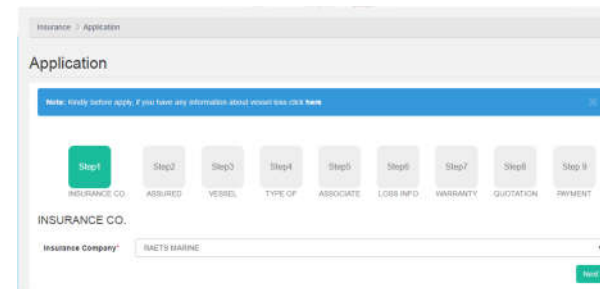
1. Log masuk ke sistem menggunakan butiran ID Pengguna dan Kata Laluan yang telah diwujudkan.



2. Papan Pemuka seperti berikut akan dipaparkan.



3. Halaman **APPLICATION** akan dipaparkan.



## CARA MEMOHON INSURANS

1. Klik ikon **INSURANCE**



2. Pilih **APPLICATION**.

## LANGKAH 1: PERMOHONAN

1. Pada langkah 1: **INSURANCE COMPANY**
2. Pilih Syarikat Insurans **Insurance Company Name** dan klik **Next**.

Step 1 INSURANCE CO. Step 2 ASSURED Step 3 VESSEL Step 4 TYPE OF Step 5 ASSOCIATE Step 6 LOSS INFO Step 7 WARRANTY Step 8 QUOTATION Step 9 PAYMENT

INSURANCE CO.  
Insurance Company\* RAETS MARINE

Next

## LANGKAH 2: BUTIRAN PEMOHON

1. Pada Langkah 2: **Assured Details**
2. Pilih **Name of Insured/Charterer/Company**.
3. Klik **Next**.

Application

Step 1 INSURANCE CO. Step 2 ASSURED Step 3 VESSEL Step 4 TYPE OF Step 5 ASSOCIATE Step 6 LOSS INFO Step 7 WARRANTY Step 8 QUOTATION Step 9 PAYMENT

Assured Details

Name of Insured/Charterer/Company\* Nora

NRIC/Passport No./Company Registration no. 70531149824

Address1 1st123

Address2

Address3

Postcode 43300

State Selangor

Region

Country MY

Tel No.

Mobile No.

Email nora\_mia@yahoo.com

Alternative Email

Previous Next

## LANGKAH 3: BUTIRAN KAPAL

1. Pada Langkah 3: Isikan butiran kapal.
2. Klik **Next**

Application

Step 1 INSURANCE CO. Step 2 ASSURED Step 3 VESSEL Step 4 TYPE OF Step 5 ASSOCIATE Step 6 LOSS INFO Step 7 WARRANTY Step 8 QUOTATION Step 9 PAYMENT

VESSEL

Vessel name\* My vessel

IMO No. (if any)  
No. IMO (jika ada)

Boat License No.  
No. Lesen Bot

Gross Tonnage\*  
Tonsan Kasar

Vessel Type\*  
Jenis Kapal/Bot

Call Sign (if any)  
Tanda Panggilan (jika ada)

Official/Permanent No.\*  
No. Rujukan Pendaftaran

Port of Registry\*  
Pendaftaran

Year Built\*  
Tahun Bina

Value of Hull  
Nilai Kapal

Classification Society (if any)  
Badan Klasifikasi (jika ada)

Trading Area  
Kawasan Perdagangan

Type of Insurance  
Jenis Insuran

Total Limit of Liability Required  
Jumlah Had Liabiliti Diperlukan

Previous Next

## LANGKAH 4: JENIS

1. Isikan butiran di **Type of**, sekiranya krew kapal telah diinsuranskan.
2. Klik **Next**.

Application

Step 1 INSURANCE CO. Step 2 ASSURED Step 3 VESSEL Step 4 TYPE OF Step 5 ASSOCIATE Step 6 LOSS INFO Step 7 WARRANTY Step 8 QUOTATION Step 9 PAYMENT

TYPE OF

CREW COVERAGE (PLEASE PROVIDE DETAILS - EXCLUDE AMERICANS)

DETAILS:

Previous Next

## LANGKAH 5: BUTIRAN KERUGIAN/KEHILANGAN

1. Sekiranya anda mempunyai apa-apa maklumat kerugian/kehilangan ke atas mana-mana kapal anda sebelum ini, sila klik **SECTION**.
2. Isikan maklumat
3. Kemudian klik **NEXT**

Application

Step 1 INSURANCE CO. Step 2 ASSURED Step 3 VESSEL Step 4 TYPE OF Step 5 ASSOCIATE Step 6 LOSS INFO Step 7 WARRANTY Step 8 QUOTATION Step 9 PAYMENT

LOSS INFO

Please complete this section for all vessels owned or operated during the past 5 years or attached.  
Sila lengkapkan bahagian ini untuk semua kapal yang dimiliki atau dikendalikan dalam tempoh 5 tahun yang lepas atau yang dikendalikan.

A recently produced loss record print-out from insurers.  
Rekod kerugian yang terbaru dari syarikat insurans.

Vessel Name	Date of Loss	Details of Loss	Amount Loss
-------------	--------------	-----------------	-------------

Previous Next

## LANGKAH 6: JAMINAN

1. Baca keterangan jaminan di klausa **Warranty**.
2. Jika bersetuju, klik **Next**.

Application

Step 1 INSURANCE CO. Step 2 ASSURED Step 3 VESSEL Step 4 TYPE OF Step 5 ASSOCIATE Step 6 LOSS INFO Step 7 WARRANTY Step 8 QUOTATION Step 9 PAYMENT

WARRANTY

The Applicant warrants that the information provided above is complete and accurate to the best knowledge and belief. It is understood that P&I Malaysia shall rely upon the information and representation listed herein determining the acceptability, rate and conditions of coverage. Any misrepresentation or omission shall constitute ground for immediate cancellation of coverage and denial of claim, if any.  
Pemohon menjamin bahawa maklumat yang diberikan di atas adalah lengkap dan tepat. Dimaklumkan bahawa P&I Malaysia bergantung kepada maklumat dan informasi yang diberikan dalam menentukan kebolehterimaan, kadar dan syarat penindungan. Sebarang kesetiaan atau kekurangan maklumat boleh menjadi penyebab kepada pembatalan penindungan dan penafian tuntutan, jika ada.

It is further noted and understood that the Applicant is under continuing obligation to immediately notify the company or its representative of any material alteration to the nature, extent or size of his operation as describe herein.  
Pemohon adalah bertanggungjawab untuk memaklumkan syarikat atau wakilnya dengan kadar segera akan sebarang perubahan jenis, tahap atau saiz operasi seperti yang dinyatakan di atas.

Previous Next

## LANGKAH 7: SEBUTHARGA

1. Sebuah **SEBUTHARGA** akan dipaparkan di halaman ini.
2. Sekiranya bersetuju dengan sebutbarga tersebut, sila klik **NEXT**.

Application

Step1 Step2 Step3 Step4 Step5 Step6 Step7 Step8 Step9  
INSURANCE CD ASSURED VESSEL TYPE OF ASSOCIATE LOSS INFO WARRANTY QUOTATION PAYMENT

QUOTATION

No.	Description	Unit Price (RM)	GST Code	GST (RM)	Total Including GST (RM)
1	P&I Scheme (below 300GT) Premium	3320.62	SR	199.24	3519.86
2	Processing Fee	50.00	SR	3.00	53.00
3	Stamp Duty	10.00	OS	0.00	10.00
Total Amount Payable					3582.86

Previous **Next**

## LANGKAH 8: PEMBAYARAN

1. Pada halaman pembayaran, Isikan Nama, alamat emel dan nombor untuk dihubungi.
2. Kemudian klik **PROCEED**.

Application

Step1 Step2 Step3 Step4 Step5 Step6 Step7 Step8 Step9  
INSURANCE CD ASSURED VESSEL TYPE OF ASSOCIATE LOSS INFO WARRANTY QUOTATION PAYMENT

PAYMENT

Payment Type\* FFX

Amount\* 4634.99

Currency\* MYR

Name\* Nora

Email\* nora\_ma@yahoo.com

Contact\* 0123456789

Remark

Previous **Proceed**

3. Semak butiran dan kemudian klik **Payment** untuk meneruskan pembayaran.

Application

Reference No. FFX1700000005

Amount 1.00

Currency MYR

Product Description PLSCH101\_1700000005

User Name NORA OTHMAN

User Email nora@ane.qa

User Contact 0123456789

Remark

**Payment**

4. Seterusnya anda akan di bawa ke halaman **PEMBAYARAN**.
5. Pilih kaedah pembayaran yang dikehendaki dan klik butang **Proceed**, untuk di bawa ke halaman proses pembayaran.

Available Payment Method:

Credit Card Online Banking eWallet

Summary Of Transaction

Net Charges MYR 1.00

Pay To Perkhidmatan dan Interbank Malaysia Sdn Bhd

Payment of PLSCH101\_1700000005

Reference No / Payment ID FFX1700000005 / 11673379400

CIMB Clicks

**Proceed** Cancel

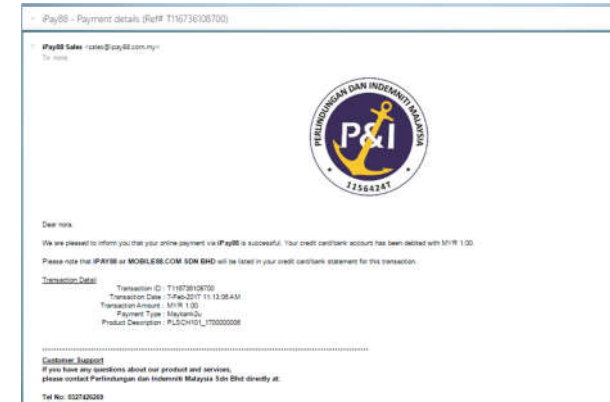
If you don't receive any status reply after successful payment, please click below button.

Check status manually

I have read & agreed to Pay88 Privacy Statement

Powered By mobile88.com CIMB Clicks

Pay88.com © 2006 - 2017. All Rights Reserved.  
Customer Careline: +65-3-2281 4900, 9:30 am - 6:00 pm (Mon - Fri) Email: support@pay88.com.my



6. Contoh halaman Maybank2U adalah seperti di atas.
7. Setelah transaksi berjaya, status permohonan akan bertukar kepada **Approved**.
8. Anda boleh mencetak invoice dan polisi melalui butang **Print invoice** dan **print policy** yang dipaparkan.
9. Anda juga akan menerima emel berkenaan transaksi tersebut.

## LOG SEJARAH PERMOHONAN

1. Selepas setiap transaksi Berjaya dilaksanakan, ianya akan dipaparkan di Log Sejarah Permohonan iaitu **APPLICATION HISTORY**
2. Anda boleh klik **APPLICATION HISTORY**
3. Pilih nama kapal yang dikehendaki.

Application History

Success

PLSCH101_1700000006	Nora	testing kapal ai	RAETS MARINE	2018-02-07	Approved	
---------------------	------	------------------	--------------	------------	----------	--

Application History

Success Record has been added

ID: [dropdown] records per page Search: [input]

Insurance ID	Company Name	Vessel name	Insurance Company Name	Expiry Date	Status	Action
IN18010100000002	Nora	my vessel	RAETS MARINE	2018-01-08	Approved	
Insurance ID	Company Name	Vessel name	Insurance Company Name	Expiry Date	Status	Action

Showing 1 to 1 of 1 entries

Previous Next



4. Klik butang  untuk mencetak **Invois**.

5. Klik butang  untuk mencetak **Polisi**.

6. Anda juga boleh melihat butiran kapal dengan klik kepada nama kapal tersebut.

Nota: Anda boleh log masuk semula pada bila-bila masa untuk membuat semakan permohonan insurans anda untuk mengetahui tarikh tamat insurans tersebut.



**PERLINDUNGAN DAN  
INDEMNITI MALAYSIA**

**Sebarang pertanyaan sila hubungi kami:**

**Perlindungan Dan Indemniti Malaysia Sdn. Bhd. (1156424-T)**

Block A-27-09, Mercu Summer Suites,  
No.8, Jalan Cendana, Off Jalan Sultan Ismail,  
50250 Kuala Lumpur, Malaysia

Tel: +6 (03) 2742 6269

Fax: +6 (03) 2725 9398

Email: [enquiry@pimalaysia.my](mailto:enquiry@pimalaysia.my)